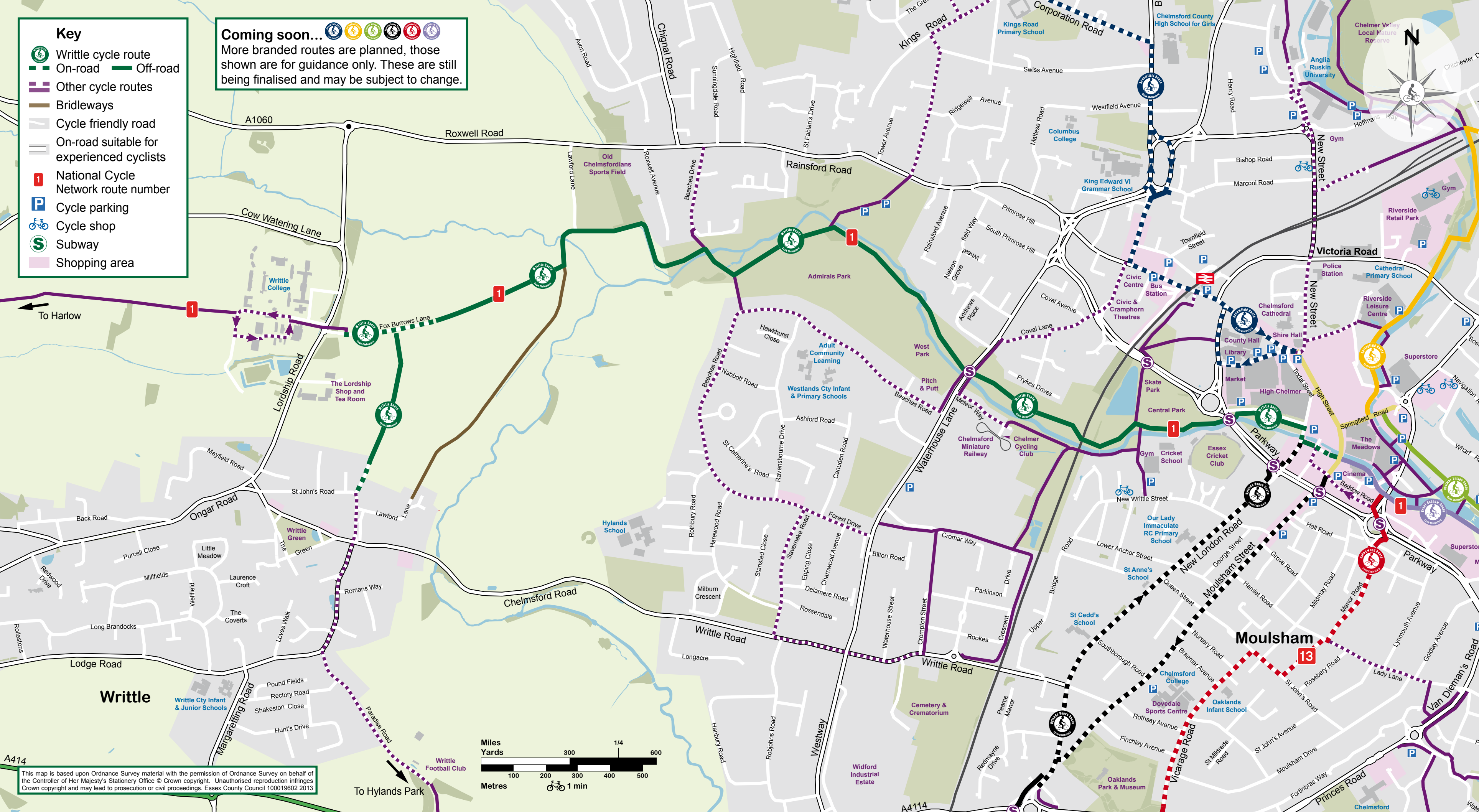
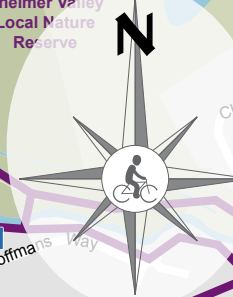


Key

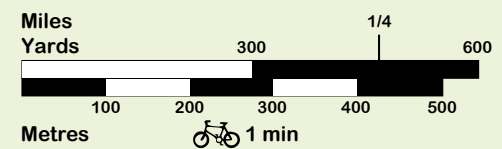
- Writtle cycle route
- On-road (green dashed line) Off-road (green solid line)
- Other cycle routes (purple dashed line)
- Bridleways (brown solid line)
- Cycle friendly road (grey solid line)
- On-road suitable for experienced cyclists (white solid line)
- National Cycle Network route number (red square with number)
- Cycle parking (blue 'P' with bicycle icon)
- Cycle shop (blue bicycle icon)
- Subway (black 'S' in a circle)
- Shopping area (pink shaded area)

Coming soon...

More branded routes are planned, those shown are for guidance only. These are still being finalised and may be subject to change.



This map is based upon Ordnance Survey material with the permission of Ordnance Survey on behalf of the Controller of Her Majesty's Stationery Office © Crown copyright. Unauthorised reproduction infringes Crown copyright and may lead to prosecution or civil proceedings. Essex County Council 100019602 2013



Cycle Chelmsford is a new partnership of businesses, social enterprises, local authorities and campaign groups. We have one aim... **to get more people cycling.**



Over the coming years investments will be made in improving Chelmsford's cycle paths and signs, making cycling a genuine option for getting around.

Why Cycle?

It's good for your health:

Cycling can be easily incorporated into your daily routine and brings you and your family closer to recommended daily activity targets.

It's good for your wallet:

With the cost of fuel rising ever higher, think how much you'll save if you make some journeys by bike.

It's good for the environment:

Cycling is almost carbon neutral, so there's no need to worry about the impact your journeys are having on the environment.

It's good for the town:

Cycling helps to reduce congestion, one car space could provide parking for 5-10 bikes. Cyclists also tend to visit local shops more frequently than motorists, which helps to support the local economy.

Improvements to the cycle network have made it easier to cycle between Writtle and Chelmsford City Centre, as well as lots of useful and interesting places along the way...

Marking the way ahead

Route markers, like the one pictured here, have been put in place along the route to help you find your way.



In the future you will see these in other parts of Chelmsford too, indicating more great routes for you to explore.

To help you find your way, each route will be marked using a different colour.

Route signs will also provide an indication of the time to key destinations (these timings are based on an average speed of 10mph).



The Lordship Shop & Tea Room

The tea room offers home made cakes, freshly made hot and cold lunches and a substantial 'specials' menu. No time to wait? A selection of items are available to take away. Advance orders welcome.

Across the courtyard the shop offers patisserie, butchery and delicatessen counters and stocks the entire range of Tiptree, Thursday Cottage and Jules & Sharpie products, plus an extensive range of gifts and homeware items.

For more information contact the tea room on 01245 422600 or the shop on 01245 421810.

A few other signs you may see when out cycling, and what they mean...



Cycle route



Shared route for pedestrians/cyclists



Segregated route for pedestrians/cyclists



Bus Lane (bicycles allowed)



No entry (including bicycles)



No cycling

Always cycle safely and respect other road and path users.



Writtle College

Established in 1893, Writtle College is one of the oldest and largest specialist colleges supporting careers focused on Business and the "Green Industries". The college is also available for private functions and offers accommodation throughout the summer months. For more information visit www.writtle.ac.uk

Chelmsford Miniature Railway

Operated by Chelmsford Model Engineering Society; the miniature railway offers rides to the public every Sunday from April to September. www.chelmsford-miniature-railway.org.uk

Unsure about Cycling alone?

Try cycling with friends, family or a colleague or start with short trips and gradually build up the time and distance. You'll soon notice the difference in both your fitness levels and general health.

Alternatively try joining a club; Chelmer Cycling Club organise regular weekend rides, with something suitable for all. For more details visit www.chelmercc.org.uk. Chelmsford Youth Cycle Club offer leisure and competitive cycling for children, young people and families. Get in touch via their facebook page, call 07794475066 or 07788131300 or visit chelmsforyouthcycling.blogspot.com.

On the road

Unsure how to approach a junction? Want to feel more confident riding in traffic? Chelmsford has a growing off-road cycle network, but if you want to ride on the road, get Bikeability training from Essex County Council by calling 0845 603 7631.



City Centre

With an almost entirely off-road route linking Writtle with Chelmsford City Centre, why not travel by bike next time you need to pop to the shops?

A day of leisure

The route leads you past a wide range of leisure facilities available in Central Park, Bell Meadow, Sky Blue Pasture, West Park, Admirals Park and Tower Gardens, or spend an afternoon in the beautiful village of Writtle with its traditional village green, duck pond and a Norman church. For more information visit www.chelmsford.gov.uk/maps/parks or www.writtlevillage.co.uk/

Share the space

Whether you cycle on the road or on designated cycle paths you will have to share the space. Please remember:

On shared off-road facilities

- Pedestrians are more vulnerable than a cyclist.
- Keep to an appropriate speed for the type of track you are using and the number of other users.
- Lights are still required at night - other users need to see you and you need to see where you're going.

On the road

- We all have equal right to the road space whether on two wheels or four.
- Be decisive and hold your line.
- Jumping red lights and riding on pavements is illegal and dangerous.
- Advance stop lines and cycle lanes are for cyclists' safety.
- Don't filter up the nearside of large vehicles - they may not see you.

Other places to visit

West Park Pitch and Putt
01245 257682

Huttons Courtyard Café (Hylands Park)
01245 346765

Hylands House
01245 605500

Local & national organisations

Cycle Chelmsford
www.cyclechelmsford.co.uk

Essex County Council
www.essex.gov.uk/highways

Chelmer Cycling Club
www.chelmercc.org.uk

Cycling Touring Club (CTC)
www.ctc.org.uk

British Cycling
www.britishcycling.org.uk

Sustrans
www.sustrans.org.uk

Bikeability
www.bikeability.org.uk



February 2013

Writtle
Cycle Route

Essex
Highways



Working in partnership with Essex County Council, Sustrans, Anglia Ruskin University, Chelmsford Cycling Action Group, Writtle College, Active Chelmsford and Chelmer Cycling Club

If you have any queries about this map, or would like further copies, please contact us:

info@cyclechelmsford.co.uk

or call Essex County Council on 0845 603 7631

You can also download this leaflet and find other cycling information at www.essex.gov.uk/highways

