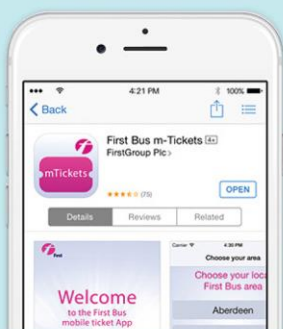


Mobile ticketing 'how to' guide

Park & Ride mobile ticketing starts 1 July 2017



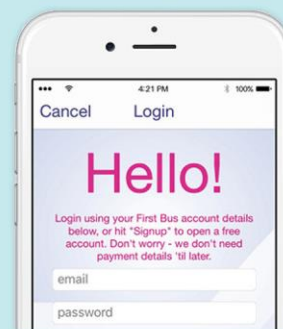
1. Download

Search your app store for 'First Bus mTickets'.*



2. Select

Select 'Chelmsford Park & Ride' and choose from a daily, weekly or monthly ticket then add it to your basket.



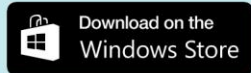

3. Sign up

Sign up for an account and pay by card or with Barclays Pingit.



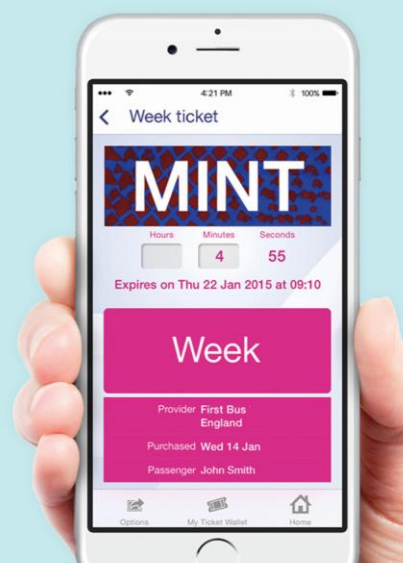
4. Activate

Activate your ticket just before you get on the bus.



5. Show

Show the driver the ticket on your phone and you are good to go!



*Download app before your journey using Wi-Fi to avoid additional mobile data charges.

For more information,
visit www.essex.gov.uk/parkandride